



The MySynchrony Mobile App

{Register Your Credit Card Account}





The MySynchrony Mobile App

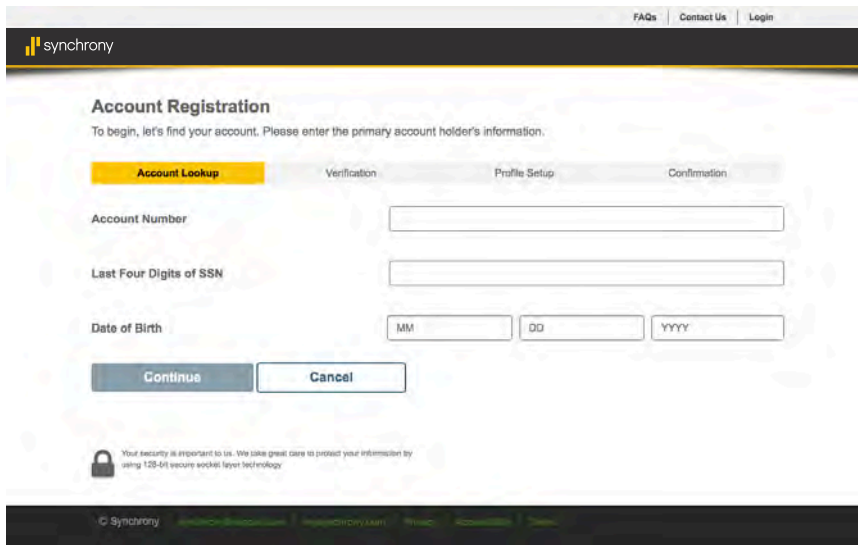
Wherever your life and ambitions lead, we're with you.

From first dates to first homes, weddings, graduations, new careers and more, your life and ambitions are constantly growing and changing. But wherever you're heading and whatever you're working forward to, you can count on The MySynchrony Mobile App from Synchrony to help you stay on top of the Synchrony credit card accounts you manage at mysynchrony.com — without skipping a beat. Put the power of online account management in the palm of your hand today!



Here's how to get started!

Step 1: Register your credit card account online.



The screenshot shows the Synchrony Account Registration page. At the top, there are links for "FAQs", "Contact Us", and "Login". The Synchrony logo is in the top left. The main heading is "Account Registration" with a sub-heading: "To begin, let's find your account. Please enter the primary account holder's information." Below this is a progress bar with four steps: "Account Lookup" (highlighted in yellow), "Verification", "Profile Setup", and "Confirmation". The form fields include: "Account Number" (a single text input), "Last Four Digits of SSN" (a single text input), and "Date of Birth" (three separate inputs for MM, DD, and YYYY). At the bottom of the form are "Continue" and "Cancel" buttons. A security notice at the bottom left states: "Your security is important to us. We take great care to protect your information by using 128-bit secure socket layer technology." The footer contains the copyright notice "© Synchrony" and several links.

Account Registration

- Go to the [mysynchrony.com Registration page](https://mysynchrony.com/Registration).
- Or, in the MySynchrony Mobile App, click *Register* on the log in page.

{ Step 1: Register your credit card account online. }

The screenshot shows the Synchrony website's Account Registration page. At the top, there are links for FAQs, Contact Us, and Login. The Synchrony logo is in the top left. The main heading is "Account Registration" with a sub-heading: "To begin, let's find your account. Please enter the primary account holder's information." Below this is a progress bar with four steps: "Account Lookup" (highlighted in yellow), "Verification", "Profile Setup", and "Confirmation". The form fields include: "Account Number" (a field with 16 dots), "Last Four Digits of SSN" (a field with "6875"), and "Date of Birth" (three fields for MM, DD, and YYYY, with values "01", "01", and "1980" respectively). At the bottom of the form are "Continue" and "Cancel" buttons. A security notice at the bottom left states: "Your security is important to us. We take great care to protect your information by using 128-bit secure socket layer technology."

Account Lookup

- Enter your account number, the last four digits of your Social Security number and your date of birth, and then click *Continue*.
 - › When you begin entering information into each field, you'll see quick tip boxes appear on your screen.

The screenshot shows the Synchrony website's Account Registration page at the "Verification" step. The progress bar now highlights "Verification" in yellow. The sub-heading is "Please verify your account information." Below the progress bar, there is a visual representation of a Synchrony credit card on the left. To the right of the card, the account details are displayed: "SPORT / SYNCHRONY", "Account Ending: 9012", and "Current Balance: \$ 1,566.30". At the bottom, a message reads: "If this information is not correct, please call Synchrony at 877-295-2080 for assistance." followed by a green asterisk icon.

Verification

- Review and verify that the account information shown is correct, and then click *Continue*.
 - ✳ If the information is not correct, please call the phone number shown on the screen for assistance.

{ Step 1: Register your credit card account online. }

Our records indicate the following accounts also qualify for registration. Would you like to include any or all of the following accounts with this registration?

The username and password that you will setup on the next page will apply to all accounts that you select below. If you have an existing login and would like to apply that to the above account, please login and add it through the personal information page.

Select All Accounts

Account Not Yet Registered

-  **SPORT / SYNCHRONY**
Account Ending: 9012
Current Balance: \$ 1,566.30
-  **HOME / SYNCHRONY**
Account Ending: 1234
Current Balance: \$ 1,568.30

Multi-Account Status

- If you have more than one Synchrony credit card account, you will have the opportunity to include any or all of those accounts in this one-time registration.
- When you are done, click *Continue*.

{ Step 1: Register your credit card account online. }

FAQs | Contact Us | Login

synchrony

Account Registration

Please setup your login and profile information.

Account Lookup | Verification | **Profile Setup** | Confirmation

Login Details

User Name ✓
Available

Password ✓
Good

Confirm Password ✓

Security Questions

Question 1: What was the name of your first grade teacher?

Question 2: What is the first name of the best man at your wedding?

Please read before submitting.
Important information about consent to electronic communications. By registering my account for online services, I agree to the terms and this constitutes my consent for Synchrony to send me electronic communications and emails about my account.

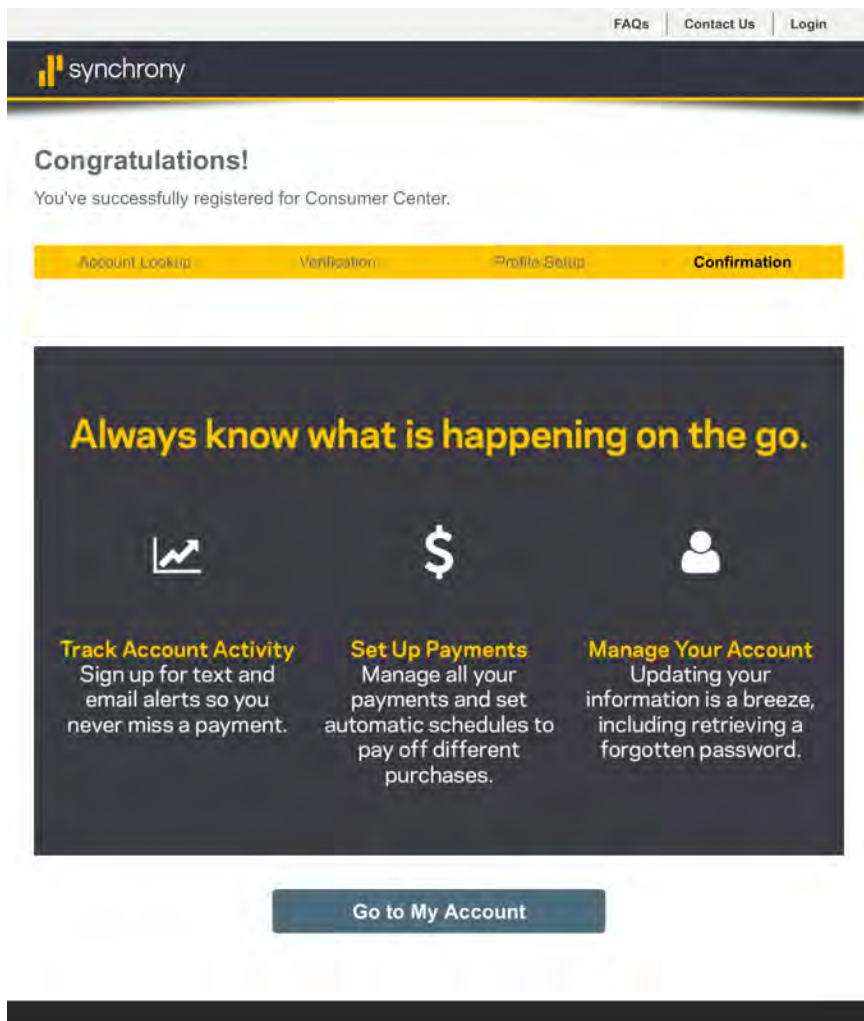
Your security is important to us. We take great care to protect your information by using 128-bit secure socket layer technology.

© Synchrony | [synchronymobileapp.com](#) | [mysynchrony.com](#) | [Privacy](#) | [Accessibility](#) | [Terms](#)

Profile Setup

- Create a user name and password.
- Create three security questions and answers.
- Enter your email address.
- You will have the option to request electronic bill statements and to enroll in myFICO.
- Review and agree to the Terms and Conditions.
- Click *Continue*.

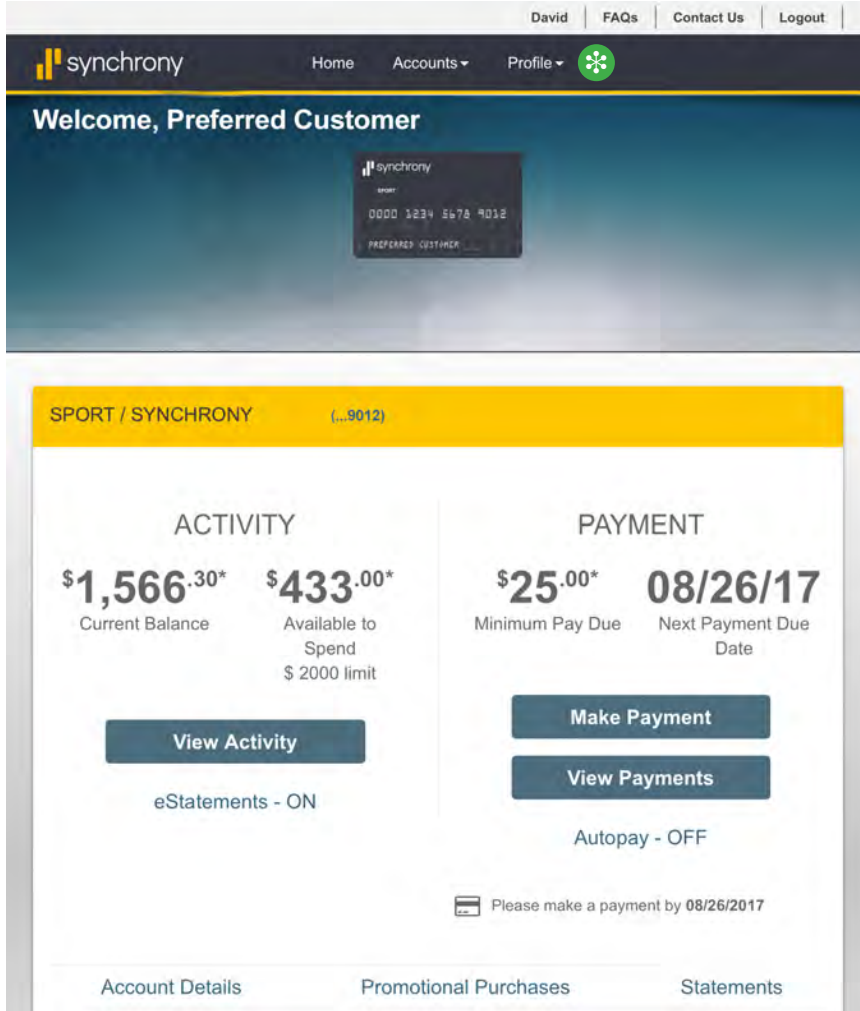
{ Step 1: Register your credit card account online. }



Confirmation

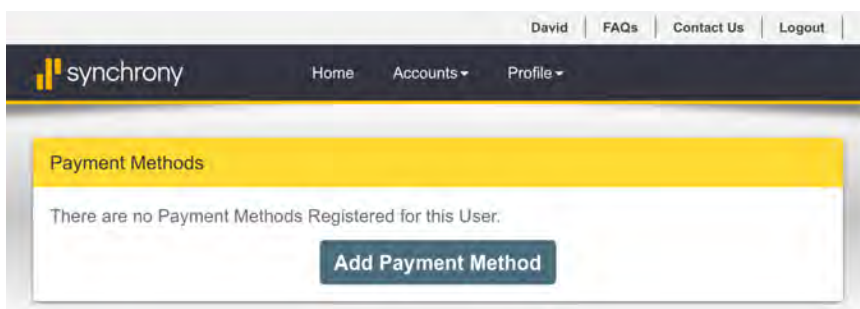
- When you've successfully registered, you'll receive a confirmation message.
- Click *Go to My Account*.

{ Step 1: Register your credit card account online. }



Account Welcome Page

- On the account welcome page, click *Profile* in the top navigation bar.
 - Select *Banking Information* from the drop-down menu.



- On the next screen, click *Add Payment Method*.

{ Step 1: Register your credit card account online. }

David | FAQs | Contact Us | Logout

Add Bank Account

Enter banking information for an account from which you wish to make payments.

[Where do I find my routing and account number?](#)

Checking Savings

Routing Number
021000021

Account Number

Confirm Account Number

Account Nickname
My Checking Account

Add Account Cancel

Payment Methods

- Enter your bank account routing number.
- Enter your bank account number.
- You may also enter an account nickname.
- Click *Add Account*.

David | FAQs | Contact Us | Logout

Add Bank Account Confirmation

✔ Your bank account was added successfully.

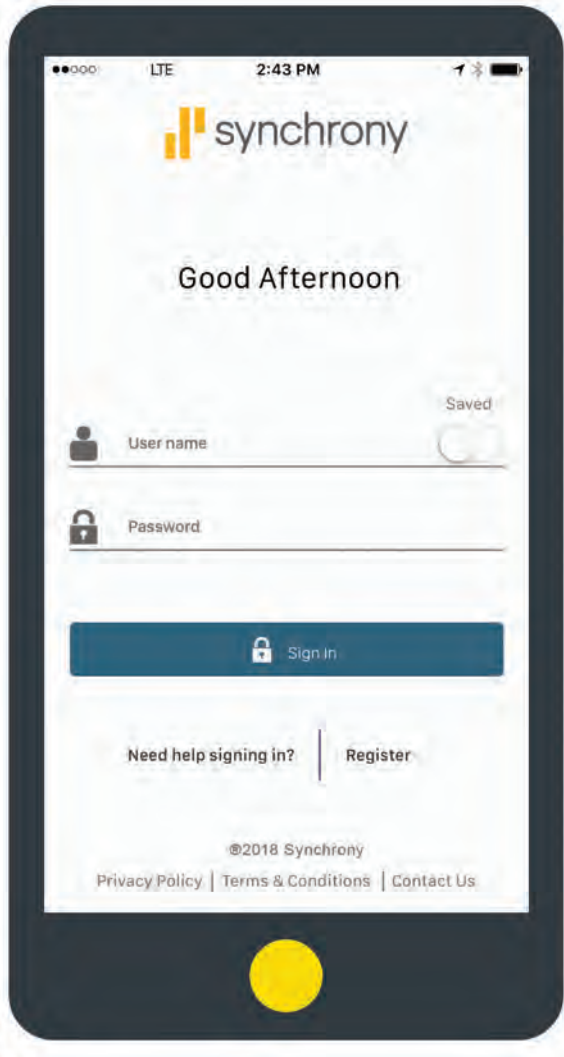
You have selected to add your bank account with the following details:

Bank Name	JPMORGAN CHASE BANK, NA
Account Nick Name	My Checking Account (*-3456)
Account Type	Checking
Bank Routing Number	*-0021
Bank Account Number	*-3456

Done

- You will see a bank account confirmation message.
- Click *Done*, and then log out.

{ Step 2: Download the MySynchrony Mobile App. }

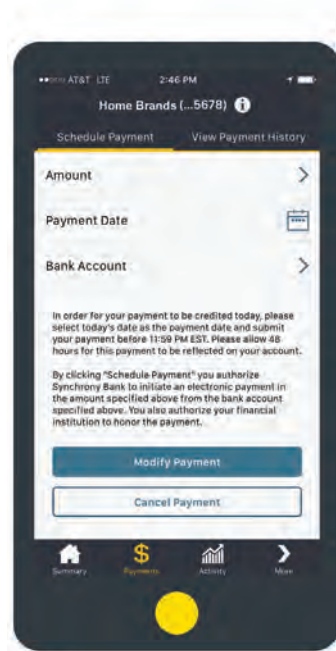

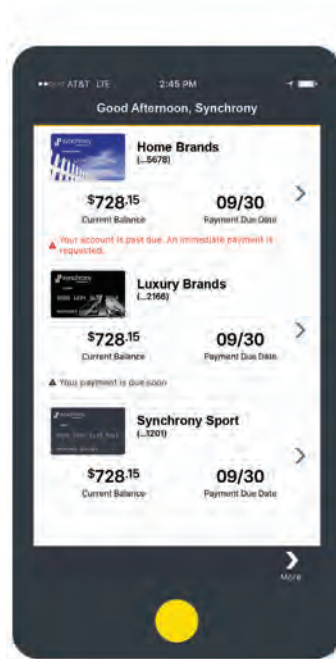
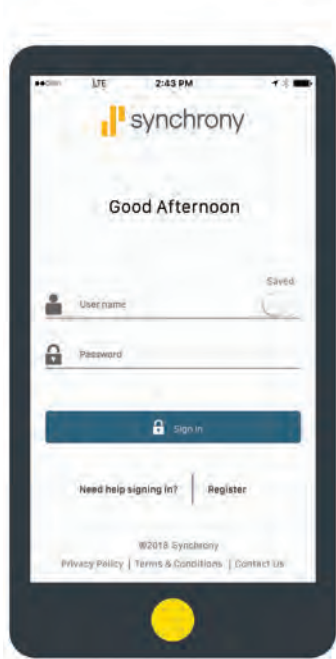


It's Easy

Use the links below to visit the app store for your mobile device and download the MySynchrony Mobile App today.



{ Step 3: Use the MySynchrony Mobile App. }



Get Started Now

When you're registered on mysynchrony.com and have downloaded the MySynchrony Mobile App, you can immediately start using the app to securely manage your Synchrony credit card accounts:

- Log in securely using Touch ID, Face ID or Fingerprint Authentication.
- Make payments to your account.
- Check your balance and credit limit anytime, anywhere.
- Review your transaction and payment history.
- Make changes to scheduled payments.
- Securely add multiple bank accounts that you'd like to use to pay your bill.

MySynchrony Mobile App

Put the power of online account management in the palm of your hand.

➤ Not yet registered at mysynchrony.com?

[Register now.](#)

➤ Ready to download the MySynchrony Mobile App?

Click below.



The MySynchrony Mobile App

Wherever your life and ambitions lead,
we're with you.